

# VectorVest Canada Online Forum

**Saturday, March 5, 2016**



Stan Heller, Presenter

***Welcome! Our meeting will start promptly at 11:00 AM EST***



# *Welcome*

## **Purpose for these monthly Forums:**

- Further your knowledge of the VectorVest System.
- To share current ideas and strategies for making money and protecting wealth.
- To create opportunities to interact and share ideas with other members of our VectorVest community.
- To promote the meetings and activities of our VectorVest Canada User Groups.
- To provide a forum for VectorVest Investors who do not live near a User Group Community.

## DISCLAIMER:

Everything you will see and hear today is provided for education purposes only. All examples and related analysis are intended for illustrative purposes and should never be considered investment advice. The information is designed to empower you to make your own investment decisions, and these decisions are yours, and yours alone to make.

You should be aware of the risks involved in stock investing, and you use the material contained herein at your own risk. This material is believed to be reliable, but neither VectorVest, Inc., nor any of its suppliers guarantee its accuracy or validity, nor are they responsible for any errors or omissions which may have occurred. The analysis, ratings, and/or recommendations made by VectorVest, and/or any of our presenters do not provide, imply, or otherwise constitute a guarantee of performance.

# ***The 7-Minute Market Forecast***

## **Review:**

- **Home Page and Views - Insights and Strategy – CA and US**
- **Analysis of the Market Timing Graph**
- **Market Climate**
- **This week's Special Presentation**

# *The 7-Minute Market Forecast*

## US Strategy - Friday, March 4

### Strategy

The Price of the VectorVest Composite (VVC) rose \$1.04 per share this week and closed at \$35.05 per share today. It has now gone up for the third consecutive five-day trading period and the Buy/Sell Ratio, BSR, closed above 1.00, on Tuesday, March 1st to issue a Confirmed Up, C/Up, signal. Although this uptrend was slow in developing, in that the BSR bottomed on January 20th, and didn't go above 1.00 until Tuesday, it currently is in a blast-off phase. We need to watch this carefully. If the Price of the VVC goes up and the BSR does not, we will know that the rally has begun to lose momentum. Let's enjoy the rally while it lasts. With three green lights and an UpUp situation, the Color Guard is Bullish.

## CA Strategy - Friday, March 4

### Strategy

After clocking a gain every day, the Price of the VVC/CA added another week to its winning streak, rising \$0.46 per share to close at \$17.53 per share. All of our other key indicators, the RT, BSR and MTI, moved significantly higher as well, all closing the week in favorable territory. On Tuesday, March 1st, the two-week movement in the Price of the VVC/CA was confirmed by the MTI closing above 1.00, issuing a Confirmed Up, C/Up, situation for the first time in nearly a year. That's a good sign. So with three green lights and an UpUp situation, the Color Guard is Bullish. Therefore:

# *The 7-Minute Market Forecast*

Dr. DiLiddo's Essay - Friday, February 12

## A BEAR MARKET SCENARIO TO FEAR.

We track earnings, inflation and interest rate trends in the Market Climate section of these Views, and we believe that Bear markets prevail when the S&P500 Earnings trend is down. Our Earnings Trend Indicator, ETI, of S&P500 Earnings crossed below 1.00 today, issuing a Bear Market Scenario.

Dr. DiLiddo wrote in his February 12 essay, we are in a Bear Market Scenario to Fear. At that time S&P earnings were falling and they continue to fall. This is one of VectorVest's key indicators for suggesting a cautious approach. Dr. DiLiddo referred to the Fed's interest rate hike as a negative and rising gold prices and gold stocks as additional evidence and reasons to fear the bear market. On the Feb 15 market holiday, I wrote on our Blog about a bottom fishing opportunity in the U.S. and to a lesser degree in Canada, but I repeated Dr. DiLiddo's caution for the longer term.

Well, bottom fishing searches have performed extremely well since the open Feb 16. They got off to a great start for a couple of days, faltered for a few days and now they have done exceptionally well the last several days, led by gold and energy plays. During the same period, Conservative and Retirement searches such as Steady Eddies, Dividend Payers, Pale Blue Chips and Premier Growth Stocks have managed gains overall, but much smaller, less than double digit. It's been a similar story in both US and CA. Now we're into more of a trending market phase, however, MTI levels are fairly elevated, especially in Canada. Best to follow the

# Tuesday, 12:30 EST - SOTW Q&A Webcast

**Learn how to Make Money with VectorVest**  
Don't miss this week's Timing & Strategy Video

Special Presentation:

**Worry-Free  
Investing Challenge**

Win some cash in our latest portfolio competition

[CLICK HERE](#)



## STRATEGY OF THE WEEK: "WORRY-FREE INVESTING CHALLENGE."

The Long Term Winners RS BackTest, as originally shown in the SOTW on January 29, 2016, has sure generated a huge response from our subscribers. Many of you are offering us ways to enhance or improve certain factors of the test and/or performance. This week we will give you the chance to share your ideas and win some cash in our latest portfolio competition. Join Mr. Dan Misch, Director of Retirement Services, this week to see the rules and learn how you can participate.

Note: This Special Presentation uses VectorVest AutoTimer which is an add-on tool. [Click here](#) or call 1-888-658-7638 for a FREE two-week trial of the AutoTimer.

Please [Click Here](#) to download an Excel spreadsheet that follows the Worry-Free Investing Challenge scoring.

P.S. We will be holding a live webcast on Tuesday, March 8th at 12:30PM EST where we will host a Q&A session related to this Special Presentation. To register for this webcast [CLICK HERE](#). Space is limited.

To view this fantastic presentation, please [click here](#).



# *User Group News*



User Groups are all about fun, fellowship and learning. At every meeting you will learn how your fellow investors analyze the market direction and individual stocks. You will learn what stocks your fellow investors are buying or watching, and come away with stock ideas for further study. Often there will be a feature presentation on a topic of special interest to the group.

- **Meetings This Month (5 min.)**



# User Group Meeting Notices

For more information including agendas, maps and driving directions, go to:

1. VectorVest Views
2. Any Friday
3. User Group Section

Timing		Viewers		Graphs	
RoboTrader	1	Views	CR	Derby	
2	10/23/2015	UserGroups	3		
Canada, Alberta, Calgary		Lloyd Dille			
Canada, Alberta, Edmonton		Faye McRae			
Canada, Alberta, Lethbridge		Harold Nicholson			
Canada, Alberta, Red Deer		Michael Wuetherick			
Canada, British Columbia, Kelowna		CR (Sandy) Cook			
Canada, British Columbia, Nanaimo		Les Draisey			
Canada, British Columbia, Vancouver		Arnaldo Ismay			
Canada, British Columbia, Victoria		Leonard Rousseau			
Canada, Ontario, Brockville		Gary Thornhill			
Canada, Ontario, Burlington		Petra Hess			
Canada, Ontario, Cobourg		Don Wellwood			
Canada, Ontario, Kingston		John Campbell			
Canada, Ontario, Kitchener-London-Waterloo		Dave Loates			
Canada, Ontario, Mississauga		Wasim Syed			
Canada, Ontario, Ottawa/Kanata		Ken Sparks			
Canada, Ontario, Toronto-Markham		Rajiv Srivastava			
Canada, Quebec, Montreal		Peter Neumann			
Canada, Quebec, Quebec City		André Deschênes			
Canada, Saskatchewan, Regina		Allan Kissner			
Canada, Saskatchewan, Saskatoon		Gordon Sparks			

## Comments from Victoria and Nanaimo about the Successful Investing – Level II Workshop

"I must say that I was extremely impressed with the Intermediate Seminar in Nanaimo. The content was such that I think it was of great interest to possible new subscribers and we "old timers" alike." – [Joan](#)

"Although I am a longer-term subscriber to VV (6-8 years), I still find useful kernels of info and advice from your workshops. This new format is very good and I particularly liked the MTI info in the first session and also the portfolio management/risk management portion at the end. This was a "level II" presentation, but I believe that it was very useful to newbies too." – [Gerry](#)

"Thanks again Stan for the all the great information yesterday." – [Hans](#)

"I just like to thank you for a informative and well presented Investing workshop in Nanaimo. I think this workshop will be well received across Canada. You present the material with lightness and humor that makes the workshop fun. A course well put together! My favored topic: Precision Trading using VV Graphs. So much information there. Awesome." – [Werner](#)

"This is to thank you for the presentation in Victoria yesterday. I better understood the process. I came away with a clearer understanding how the development of my YEARLY FINANCIAL PLAN should be created." – [James](#)



Register at: [www.vectorvest.ca](http://www.vectorvest.ca)

Or call 1-888-658-7638 if you want to register a guest for free or you want to use a previously received Event Voucher.

Successful Investing Workshop: Level II	Apr ---15, 2016	Quebec City, QC	» Register
---	-----------------	-----------------	------------

Successful Investing Workshop: Level II	Apr ---16, 2016	Montreal, QC	» Register
---	-----------------	--------------	------------

# *User Group News*

**11:40 *\*\*Member Presentations\*\* (50 min.)***

- ***Best Stock Ideas and Analysis by User Group Leaders.***  
***PREPARE TO SUBMIT YOUR OWN BEST STOCK AND ETF IDEAS FOR TRADING AND INVESTING IN MARCH***
- **Industry Group Analysis and Stock Analysis**
  - **Business Services (Misc) by Sandy Cook, Kelowna User Group Leader (10)**
  - **Energy Market Update, Michael Wuetherick, Red Deer User Group 10) Leader**

# *User Group News*

Mississauga, Ontario, User Group Leader: **Wasim Syed**

Purpose: Come and learn what it means to make money with VectorVest in any market condition.

Meetings are 3<sup>rd</sup> Saturday of each month.

Meeting Location: Whittle Offices, 5805 Whittle Road, Unit #207

Typical Agenda: Home Page and Review Colour Guard, Discussion on current Market Climate & Market Direction. Special Presentation and Stock Analysis: February was all about Using Top VST and RS stocks to show positive results, consistent profits and Beat the VVC.

**Stock to Study: Metro Inc (MRU) GRAPH: EPS, VST and RS**

# *User Group News*

Brockville, Ontario, User Group Leader: **Gary Thornhill** Submitted by Member: **Barry Dejong**

Purpose: Our group is relatively new, started last May by a few folks that had previously been meeting in our homes. We enjoy meeting on a regular basis with new folks coming all the time. We do a review for the newer people at the start of each meeting to help them understand the VV Program as well as the benefits of taking control of your own financial future.

Meeting Location: Augusta Township Public Library, 4500 County Rd 15

Last meeting: February 23:

Agenda: Review for new users; Relative Safety Driver trading system; Finding Doji's for stocks and options; Market Review – Are we finally going to get a sustained rally?

**Stock to Study: Canadian National Railway (CNR)**

# User Group News

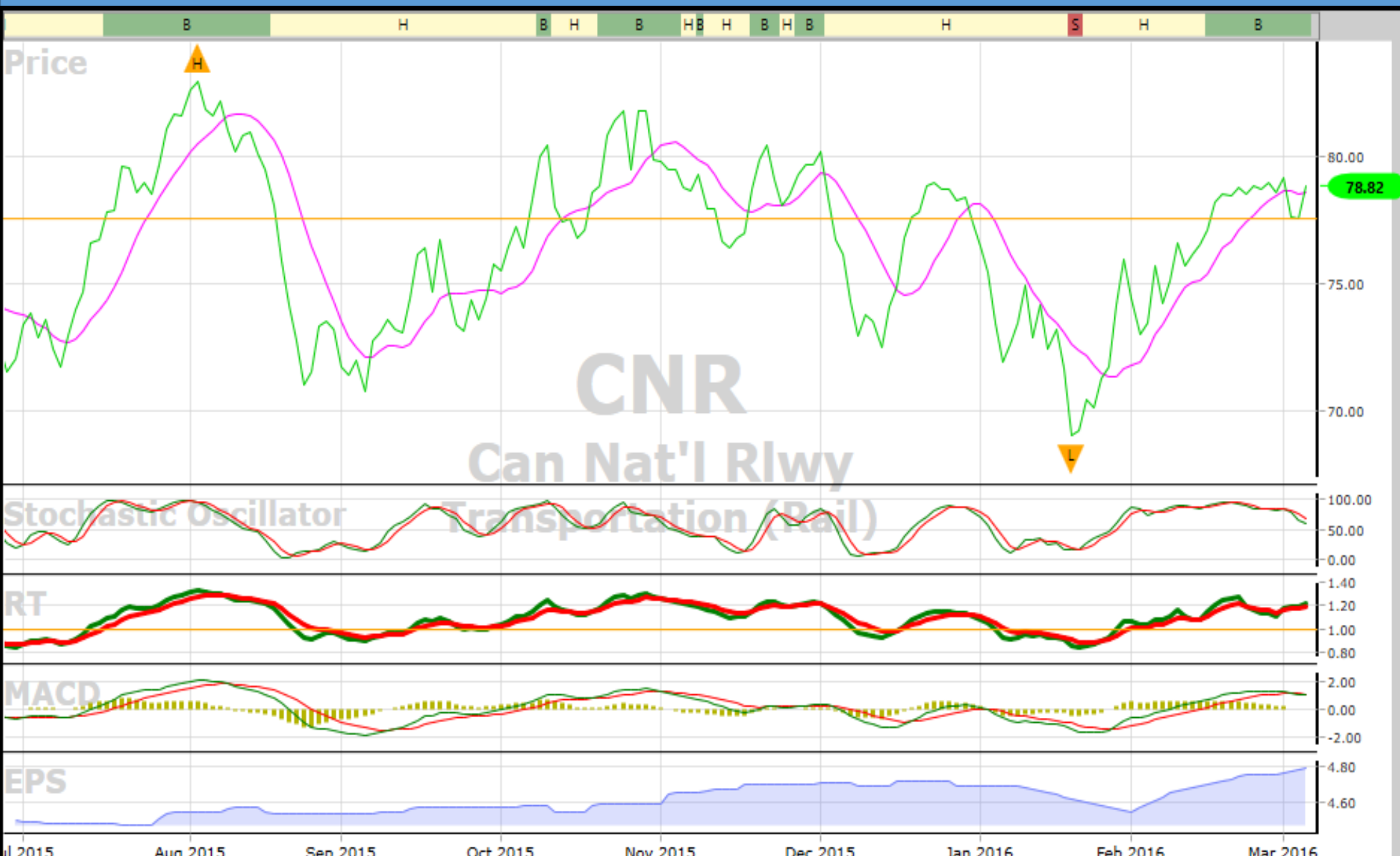
**Brockville, Ontario, User Group Leader: Gary Thornhill Submitted by Member: Barry Dejong**

## **Stock to Study: Canadian National Railway (CNR)**

- As far as a group stock pick is concerned, we all agree on the merits of CNR:
- is one of 2 or 3 North American rail companies with a rising EPS
- has a lot of volume
- is held by most if not all funds managers
- trades in Canada and the US
- has shown to resist the huge market swings by not being quite as volatile
- CNR still has lots of business as the US buys a lot of our cheap oil that needs to ship by rail without the Keystone pipeline
- is an excellent stock to sell Covered Calls on if you hold the stock
- is an excellent stock to buy calls or puts on with remarkable predictability as the stock trades in a \$70 - \$80 range

**The stock chart shows some of the indicators we use. You can see the same swings very clearly using Petra's 3&8 EMA charting method. (Replay Dec 5 Online Forum)**

# Brockville User Group – CNR Stock Analysis





# CNR: Setting Entries and Exits inside a Trading Range

## Portfolio Management

### Trade Analysis and Risk Management Calculator

#### Portfolio Outlook

Portfolio Size: \$50,000.00

Max Percent Loss: 0.5%

Max Loss per Position: \$250.00

Cost of Trade: \$8,514.22

Reward to Risk Ratio: 3.76 :1

#### Target Gain/Max Loss Analysis

Entry Price: \$71.86

Stop Exit Price: \$69.75

Max Loss: \$2.11

Target Profit Price: \$79.80

Max Gain : \$7.94

Symbol: CNR Date: 1/27/2016

Shares that can be purchased: 118

Max Loss \$ : \$250.00

Max Loss % : 2.94%

Profit Target \$ : \$940.76

Target Gain % : 11.05%

*\*Variables in orange cells can be adjusted.*

Spreadsheet created by Jamin Heller for VectorVest.

# *User Group News*

Kelowna, British Columbia, User Group Leader: **Sandy Cook**

Meeting Location: Dakotas Sports Bar and Grille

Next meeting: March 10 at 5:30 PM to 7:30 PM:

Agenda: Review SOTW with questions; Review DEW Portfolio and the 3&8 EMA Crossover Portfolio; Bottom Fishing results over first quarter of the year – long, short, options? What searches are working now? How to implement them? Round Table Stock Analysis.

**Industry Group Analysis: Business Services (Misc)**

**Stocks to Study: Dirtt Environmental (DRT) and IBI Group Inc. (IBG)**

# Business Services: Industry Group Performance



# Business Services: Industry Group Performance



# Business Services: Industry Group Performance

COMPARISON STUDY OF IBG AND DRT			MARCH 3, 2016.						
COMPANY	DESC.	PRICE	RV	RS	RT	VST	GRT	REC	COMMENTS
DRT	Manufacturer of interior space solutions in NA	\$5.50	1.58	0.84	0.78	1.08	43	S	2nd quarter in 2015 showed negative earnings growth.
IBG	Integrated Architecture, planning, engineering, tech company	\$3.67	1.44	0.95	1.86	1.49	25	B	November - reported increased earnings.

# Business Services: DIRTT Environmental





# Business Services: IBI Group Inc.





# User Group News

Kitchener-London-Waterloo, Ontario, User Group Leader: **Dave Loates**

Meeting Location: Heidelberg Inn, 3006 Lobsinger Line, (R.R. #15), Heidelberg, ON

Next meeting: March 15 - 6:30 pm to 8:30 pm:

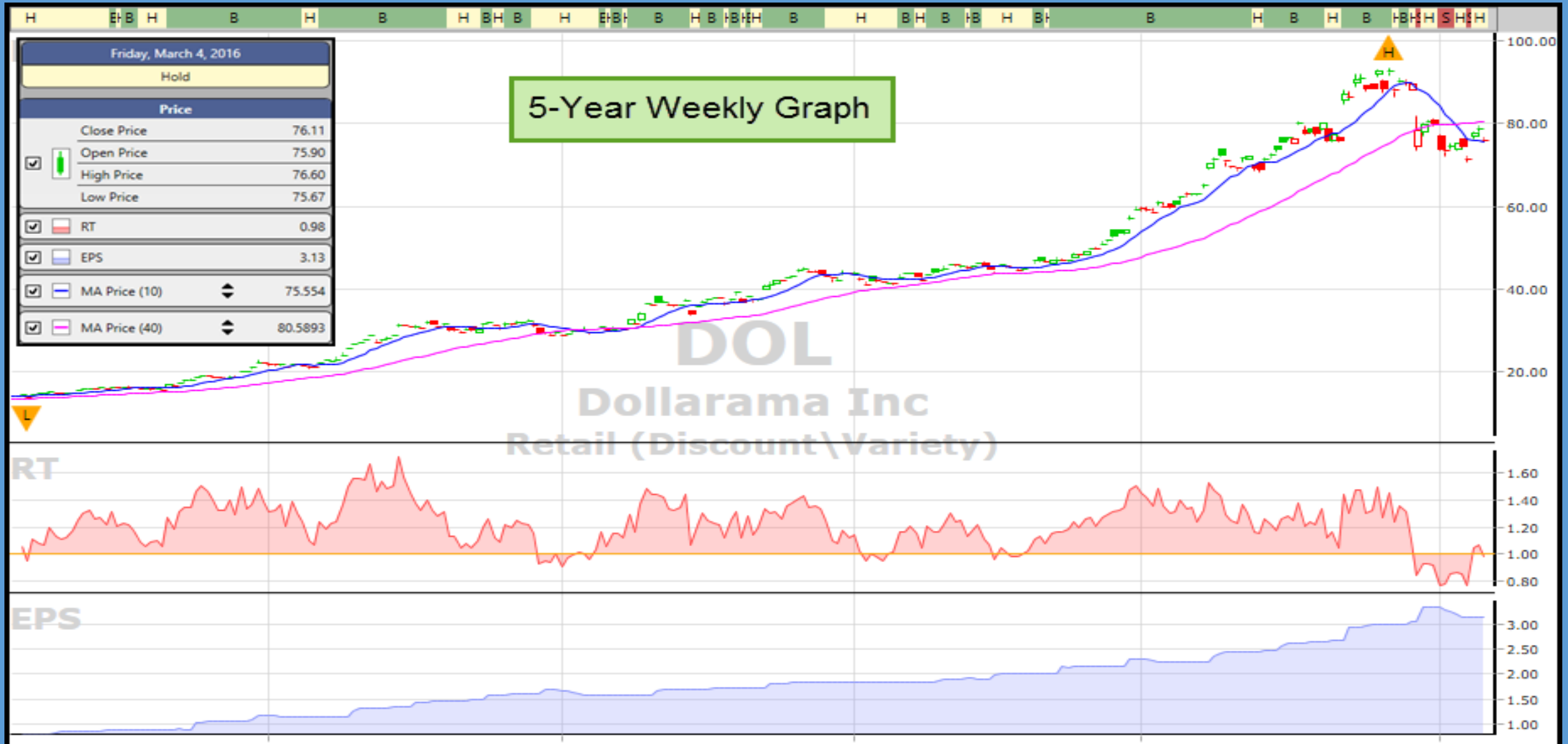
Agenda: Review on how to navigate the Home Page; Review and Update User Group Portfolio and introduce a new portfolio for the QQQ, the ETF for the Nasdaq; Member stock selections and analysis using VectorVest Graphs.

**Stocks to Study: First Quantum Minerals (FM); we have been buying the stock and selling covered calls. Stock is currently overvalued, but the covered calls continue to yield a great return one strike out of the money for next month expiration. This must be monitored as it is a mining stock, and can be volatile. (Duplicate - thank you Emanuel for presentation)**

**Several of our members are trading NUGT/DUST ETF's on a 1 and 3 minute chart using 3 and 5-SMA's, with consistent results of 3% per day on their USD accounts.**

**Stock to Study: Dollarama Inc. (DOL). Keeping graph simple is very important to making good trading decisions. Too much info creates analysis paralysis. We'll use a 5-year weekly graph with EPS, RT (VECTORVEST SIMPLE LAYOUT) and a 10/40-week SMA. Put this in your WatchList and wait for the weekly MA crossover.**

# Dollarama: Dave Loates, Kitchener-London-Waterloo



# *User Group News*

Edmonton, Alberta User Group Leader: **Faye McRae**

Meeting Location: Kings College, Room N119, 9125 50 Street

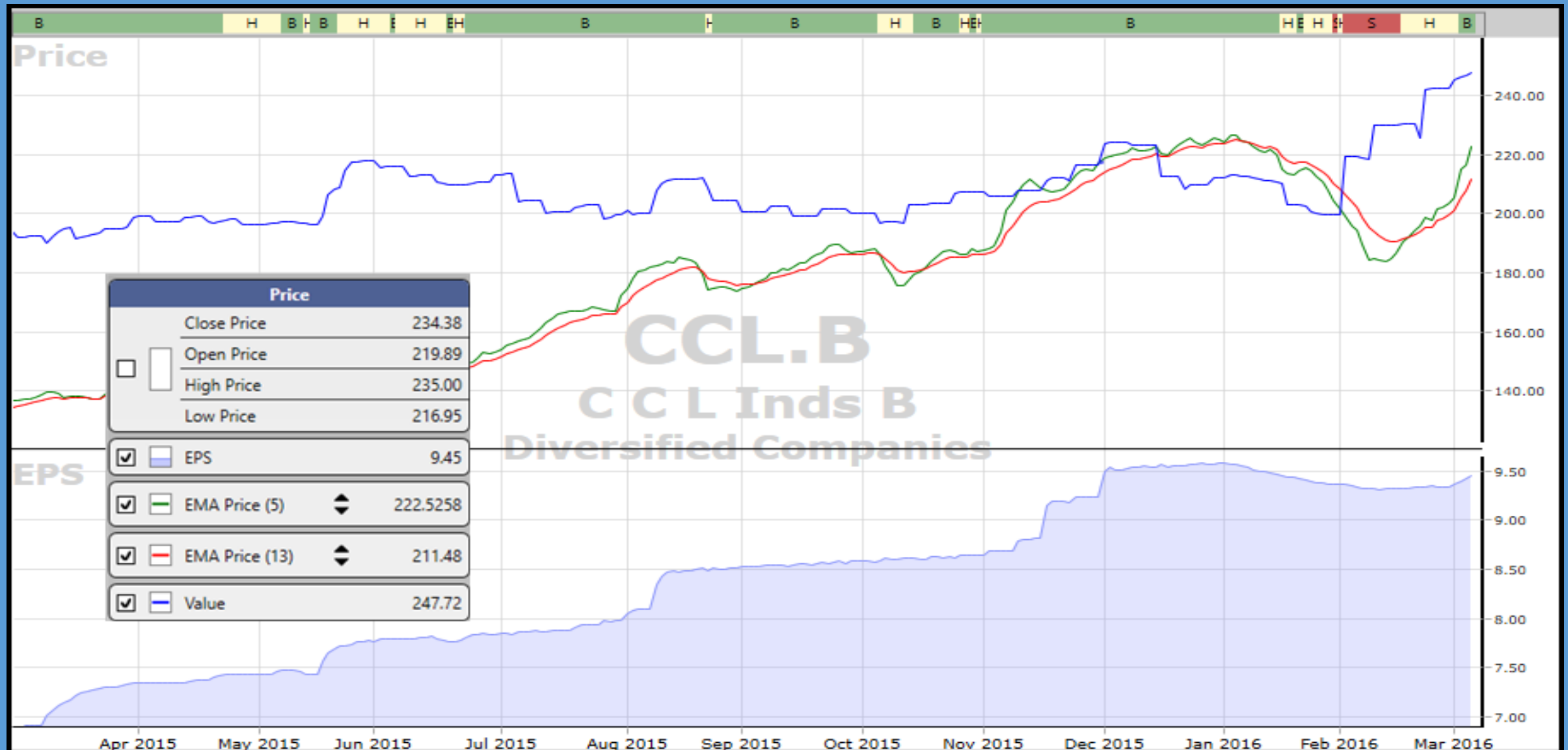
Next meeting: March 16 - 6:00 pm to 9:15 pm:

## Typical Agenda:

- We start at 6 pm and end about 9:30 pm. The meeting is as follows:
- first half hour is for new users
- We then review the VectorVest home page and current market conditions
- Next we have a educational session pertaining to an aspect of the VV system
- We then complete stock analysis on member stock picks
- Then review our EUG trading plan
- End of evening is a open discussion on trading options.

**Stocks to Study: CCL.B and ESL**

# CCL.B: Edmonton User Group Members



# CCL.B: Edmonton User Group Members

